


# *First Families of BEXAR COUNTY, TEXAS*



The rules of evidence applying to membership in **FIRST FAMILIES OF BEXAR COUNTY** follow and are the standards by which all FFBC proof is judged. There are no exceptions.

## **ELIGIBILITY**

The nature and extent of the evidence submitted as proof in all applications shall be sufficient to prove that the applicant is directly descended from the pioneer ancestor(s) names in box B of the FFBC application blank, and sufficient to differentiate between any two persons of the same name residing in the same area at the same time. Proof must be included to show residence in BEXAR COUNTY by 1 AUG 1850. Documentation should be provided for each date listed, even if only an approximation (i.e. born c 1785-1790 as per 1820 Census).

## **RULES OF EVIDENCE**

1. Primary or collateral evidence from vital statistics, courthouse or other government records, church records, school records etc. are usually considered excellent proof.
2. Secondary evidence, such as census records, newspaper clippings, old letters, Bible or other family records **CONTEMPORARY TO THE FACTS REPORTED** are considered almost as authentic.
3. Circumstantial evidence, implied facts or hearsay are **NOT** accepted as proof unless backed up by primary or secondary evidence.
4. Oral, written, or published family traditions may be wrong and are **NOT** accepted as proof.
5. Printed or manuscript genealogies, genealogical records or compilations, family group sheets and charts, family reunion records and similar material are not considered proof. Unsupported information from an amateur or a professional genealogist is not acceptable, including such records printed in any genealogical, historical or similar publication.
6. Lineage papers, accepted or not accepted, from other patriotic or hereditary societies by themselves are not considered proof. The document copies, which were used to prove the lineage **MIGHT** be considered proof for FFBC if they follow these rules.
7. Material authored by the applicant or a member of his or her family cannot be considered as proof.
8. Documents used as proof must, either alone or in conjunction with other acceptable documents, actually **STATE THE FACT TO BE PROVED**.


Examples of implied proof which are ***not*** acceptable are:

- A. Unnamed individuals specified in court records as "heirs" or "heirs-at-law" unless it is known that applicable laws at the time included only bloodline descendants.
- B. Census records which show the name of the head of the family only, along with numbers of family members or others by age group, prove only the family head actually named. Next door or close neighbors on a census or tax record do not prove any relationship by themselves.
- C. A father is not proved as being in an area just because his child was born there. The birth only

proves the mother was there!

D. Blood descent is not necessarily proved by owning the same land as an earlier owner by the same name, whether the land was inherited or purchased.

9. Documents written or printed in a foreign language must be accompanied by a translation into English and the translation certified as a "true translation" by the translator (not the applicant or a family member).
10. Old letters or family records can be accepted as proof for only the facts that the writer could logically know as CONTEMPORARY KNOWLEDGE. Identification of the writer and the date is necessary. County histories or other published biographies also should have been written by someone with contemporary knowledge, not hearsay, to be acceptable.
11. Land or tax records are acceptable only if they specify that the individual was a resident of Bexar County since many early landowners and speculators never lived in Bexar County.
12. Female ancestors living in Bexar County before 1850 must be identified by their maiden names. Exceptions are made only in the case of blacks and American Indians, and only when such ethnicity is proved.
13. Illegitimacy is not grounds for denial.
14. A direct line from applicant to pioneer ancestor must be proved at every step. Collateral descent is not applicable. Adopted children do not qualify as a step in a lineage. Blood line descent only is acceptable.
15. All proof documents must state their source. Proof is required for each date listed. Bible records must include a photocopy of the title page with publication date and current owner's name and address.
16. Typed, handwritten or printed copies of original documents must be certified as a "TRUE COPY" by a courthouse or other official, or a librarian, etc.. An applicant or member of his or her family cannot certify a document as a "TRUE COPY." Photocopies of original documents are acceptable as copied if there are no changes on the original.
17. Married female applicants must include a copy of their marriage record to prove their change of name.
18. Photographs of tombstones are acceptable for proof of birth and death dates and for relationships actually stated on the stone. Published compilations of tombstone readings are acceptable if no additional information has been written in that is not on the stones themselves.
19. If an ancestor has been previously proved by another individual, the applicant may submit proof only to the nearest common ancestor, if so desired. A citation to the name and number of the FFBC member should be included.
20. Deadline for applications is postmarked by: February 1 of each year.
21. Reminder: a statement is not necessarily true just because it's in print.



## *First Families of Bexar County Application*

**INSTRUCTIONS TO APPLICANT:** Fill in blocks A and B on this page.  
 List your main ancestral line on pages 2 and 3, beginning with yourself as #1.  
 Type or hand print all information. A check for \$45.00 (non-refundable) must accompany the application.

THIS FORM MAY BE DUPLICATED.

<b>A</b> Applicant's Name	Street Address	Town
Full name of Spouse	County	State Zip
Applicant's Phone:		Applicant's Email:

**ANCESTORS OF THE APPLICANT WHO WERE SETTLED IN BEXAR COUNTY BEFORE 1850.**


NAME OF ANCESTOR	Year First Proved in Bexar	State or Country Ancestor came from

<b>E I</b>	<b>SAG&amp;HS USE ONLY</b>	I.D. Number	First Families of Bexar Co. Number _____
	<b>PROVED ANCESTORS:</b>		<b>Date Application Received</b> _____
1.			<b>Acceptance Date</b> _____
2.			<b>Amount Received</b> _____ \$ _____
3.			
4.			
5.			
6.			
7.			
8.			
9.			
10.			
11.			

**APPROVED BY:**

Bexar County First Families \_\_\_\_\_ Date \_\_\_\_\_  
 Committee Chairman  
 SAG&HS PRESIDENT \_\_\_\_\_ Date \_\_\_\_\_

REQUIREMENTS FOR THE FIRST FAMILIES OF BEXAR COUNTY



Any person who is a direct descendent of an individual who settled in the area encompassed by The County of Bexar by the 1850 Census, may become a member of THE FIRST FAMILIES BEXAR COUNTY on the acceptance of an application with proof of such descent and the payment of a \$45.00 application fee. This application must be accepted by THE FIRST FAMILIES OF BEXAR COUNTY Committee of THE SAN ANTONIO GENEALOGICAL & HISTORICAL SOCIETY

Any application may be sent directly to the

FIRST FAMILIES OF BEXAR COUNTY
C/O SAN ANTONIO GENEALOGICAL AND HISTORICAL SOCIETY
P. O. BOX 790087, SAN ANTONIO, TX 78279-0087
saghs@sbcglobal.net
210/342-5242

Give volume and page for book references and include a copy machine, photo, or other facsimile copy of the pertinent pages, and of all published or unpublished records used for proof. Typed, hand printed, or written copies of documents, not certified as "True Copies," are not acceptable as proof. Published or manuscript material authored by the applicant or his family will not of themselves be accepted as proof. Information for additional ancestral lines may be included on blank pages, showing the tie-in to the line on the basic application. If more than two lines are submitted, please include an ancestral chart to show the interconnections interconnections. Only blood lines are acceptable.

Authorities as to settlement in Bexar County prior to 1850, upon whom eligibility is claimed:

Three horizontal lines for providing authorities as to settlement in Bexar County prior to 1850.


Authorities as to descent: (List Sources of proof by GENERATION and include facsimile copies. Number photocopied proofs to correspond to generation numbers. The applicant's name should be placed on the back of each photocopied proof.)

Each step must be proved; references for all dates must be provided.

Numbered list (1-7) with horizontal lines for providing sources of proof by generation.

I, \_\_\_\_\_ do hereby swear/attest that the statements set forth in this application, are true to the best of my knowledge and belief.

Signature of Applicant \_\_\_\_\_ Date \_\_\_\_\_



## FAMILY GROUP SHEET

Ancestor's Full Name \_\_\_\_\_

Birth Date \_\_\_\_\_ Birth Place \_\_\_\_\_

Married \_\_\_\_\_

Burial \_\_\_\_\_ Residence \_\_\_\_\_

Cause of Death \_\_\_\_\_ Occupation \_\_\_\_\_

Church Affiliation \_\_\_\_\_ Military Service \_\_\_\_\_

Father's Full Name \_\_\_\_\_ Mother's Maiden Name \_\_\_\_\_

Spouse's Full Name \_\_\_\_\_

Date & Place of Birth \_\_\_\_\_ Date & Place of Death \_\_\_\_\_

Father of Spouse \_\_\_\_\_ Mother of Spouse \_\_\_\_\_

### Children:

1. Name

Born

Married to

Marriage Date

Residence

Burial

2. Name

Born

Married to

Marriage Date

Residence

Burial

3. Name

Born

Married to

Marriage Date

Residence

Burial

4. Name

Born

Married to

Marriage Date

Residence

Burial

5. Name

Born

Married to

Marriage Date

Residence

Burial

6. Name

Born

Married to

Marriage Date

Residence

Burial

7. Name

Born

Married to

Marriage Date

Residence

Burial

8. Name

Born

Married to

Marriage date

Residents

Burial

9. Name

Born

Married to

Marriage Date

Residents

Burial

10. Name

Born

Married to

Marriage Date

Residents

Burial

Name & Address of Member submitting information: Use reverse side for more children, sources and additional information. **Computer printout accepted. If your pedigree chart is computer generated, please sign and date to give permission for the Society to publish.**

1. I \_\_\_\_\_ was born on \_\_\_\_\_  
at \_\_\_\_\_  
City County State

2. I am the child of \_\_\_\_\_  
born on \_\_\_\_\_ at \_\_\_\_\_  
City County State  
died on \_\_\_\_\_ at \_\_\_\_\_  
and \_\_\_\_\_ his wife  
born on \_\_\_\_\_ at \_\_\_\_\_  
City County State  
died on \_\_\_\_\_ at \_\_\_\_\_  
City County State  
married on \_\_\_\_\_ at \_\_\_\_\_  
City County State

3. The said \_\_\_\_\_ was the Son or Daughter \_\_\_\_\_  
of \_\_\_\_\_  
born on \_\_\_\_\_ at \_\_\_\_\_  
City County State  
died on \_\_\_\_\_ at \_\_\_\_\_  
City County State  
\_\_\_\_\_ his wife  
born on \_\_\_\_\_ at \_\_\_\_\_  
City County State  
died on \_\_\_\_\_ at \_\_\_\_\_  
City County State  
married on \_\_\_\_\_ at \_\_\_\_\_  
City County State

4. The said \_\_\_\_\_ was the Son or Daughter \_\_\_\_\_  
of \_\_\_\_\_  
born on \_\_\_\_\_ at \_\_\_\_\_  
City County State  
died on \_\_\_\_\_ at \_\_\_\_\_  
City County State  
and \_\_\_\_\_ his wife  
born on \_\_\_\_\_ at \_\_\_\_\_  
City County State  
died on \_\_\_\_\_ at \_\_\_\_\_  
City County State  
married on \_\_\_\_\_ at \_\_\_\_\_  
City County State

5. The said \_\_\_\_\_ was the Son or Daughter \_\_\_\_\_  
of \_\_\_\_\_  
born on \_\_\_\_\_ at \_\_\_\_\_  
City County State  
died on \_\_\_\_\_ at \_\_\_\_\_  
City County State  
and \_\_\_\_\_ his wife  
born on \_\_\_\_\_ at \_\_\_\_\_  
City County State

died on \_\_\_\_\_ at \_\_\_\_\_  
City County State

married on \_\_\_\_\_ at \_\_\_\_\_  
City County State

6. The said \_\_\_\_\_ was the Son or Daughter  
of \_\_\_\_\_

born on \_\_\_\_\_ at \_\_\_\_\_  
City County State

died on \_\_\_\_\_ at \_\_\_\_\_  
City County State  
\_\_\_\_\_ his wife

born on \_\_\_\_\_ at \_\_\_\_\_  
City County State

died on \_\_\_\_\_ at \_\_\_\_\_  
City County State

married on \_\_\_\_\_ at \_\_\_\_\_  
City County State

7. The said \_\_\_\_\_ was the Son or Daughter  
of \_\_\_\_\_

born on \_\_\_\_\_ at \_\_\_\_\_  
City County State

died on \_\_\_\_\_ at \_\_\_\_\_  
City County State  
\_\_\_\_\_ his wife

born on \_\_\_\_\_ at \_\_\_\_\_  
City County State

died on \_\_\_\_\_ at \_\_\_\_\_  
City County State

married on \_\_\_\_\_ at \_\_\_\_\_  
City County State

8. The said \_\_\_\_\_ was the Son or Daughter of  
\_\_\_\_\_

born on \_\_\_\_\_ at \_\_\_\_\_  
City County State

died on \_\_\_\_\_ at \_\_\_\_\_  
City County State  
\_\_\_\_\_ his wife

born on \_\_\_\_\_ at \_\_\_\_\_  
City County State

died on \_\_\_\_\_ at \_\_\_\_\_  
City County State

married on \_\_\_\_\_ at \_\_\_\_\_  
City County State

***BASIC RULES OF EVIDENCE***

**This Application and The Accompanying proving documents will be adjudged as follows:**

- School Records, etc , Church and School records, Etc. is considered usually to be beyond doubt and excellent proof.
- Secondary Evidence such as Census records, Newspaper Clippings, old letters, Bible or other family records, Primary or collateral evidence from Vital Statistics, Courthouse or other government records, Church & contemporary to the facts reported, are considered almost as authentic.
- Circumstantial Evidence or Hearsay is not considered as proof unless backed up by primary or secondary evidence.
- Oral , written or published family traditions are very often wrong and are not accepted as proof. .
- All proof documents, must by themselves or in combination with other documents actually state the fact to be proved. Implied evidence is not accepted as proof.



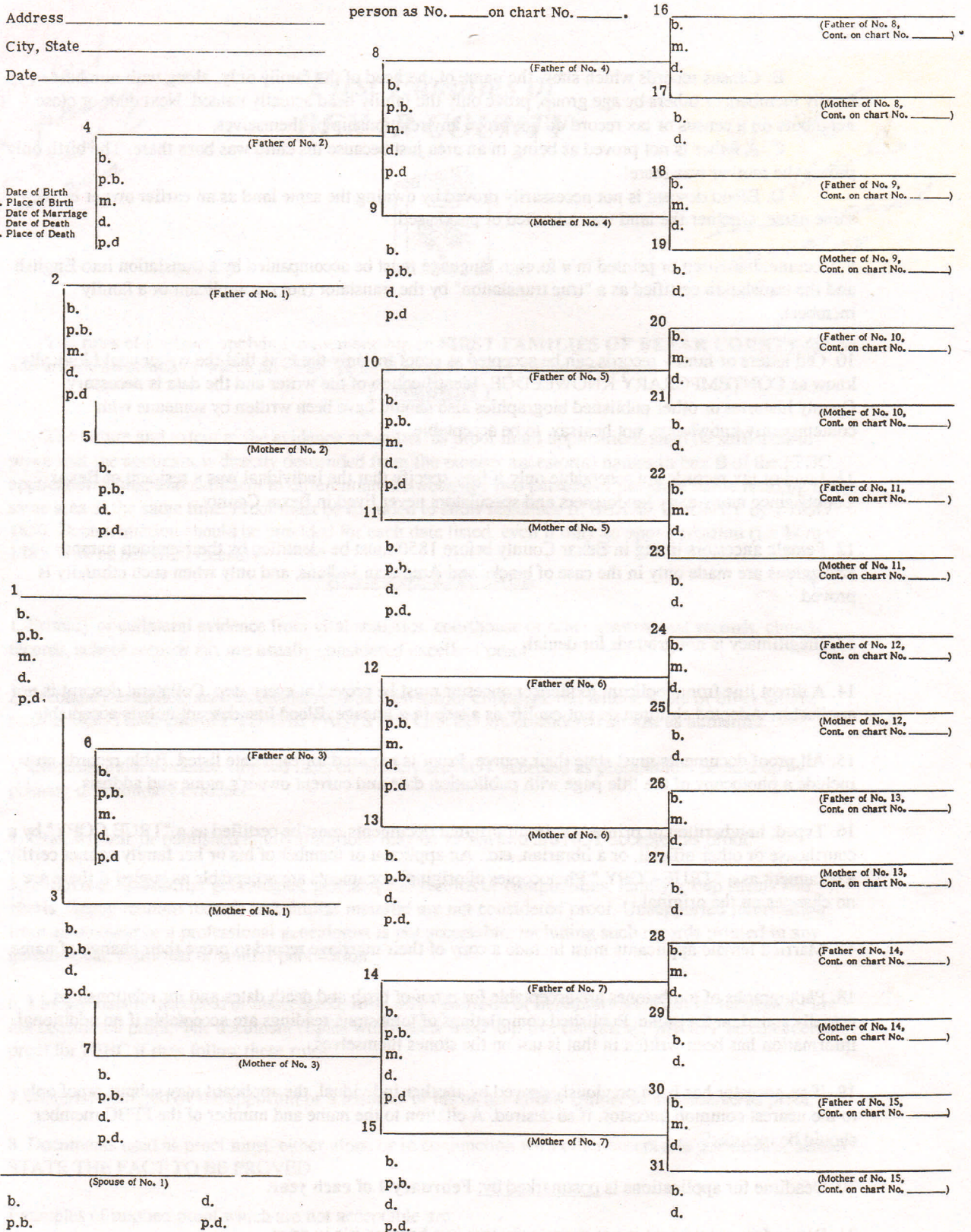
# Ancestor Chart

Name of Compiler \_\_\_\_\_  
 Address \_\_\_\_\_  
 City, State \_\_\_\_\_  
 Date \_\_\_\_\_

Person No. 1 on this chart is the same  
 person as No. \_\_\_\_\_ on chart No. \_\_\_\_\_

Chart No. \_\_\_\_\_

b. Date of Birth  
 p.b. Place of Birth  
 m. Date of Marriage  
 d. Date of Death  
 p.d. Place of Death



I hereby give permission to print this document to the San Antonio Genealogical and Historical Society.

NAME \_\_\_\_\_ DATE \_\_\_\_\_